



HEAVY DUTY

Koshin Trash Pumps

- **Reasonable price**

About 30% less price compared to same quality trash pumps.
The most affordable price ever.

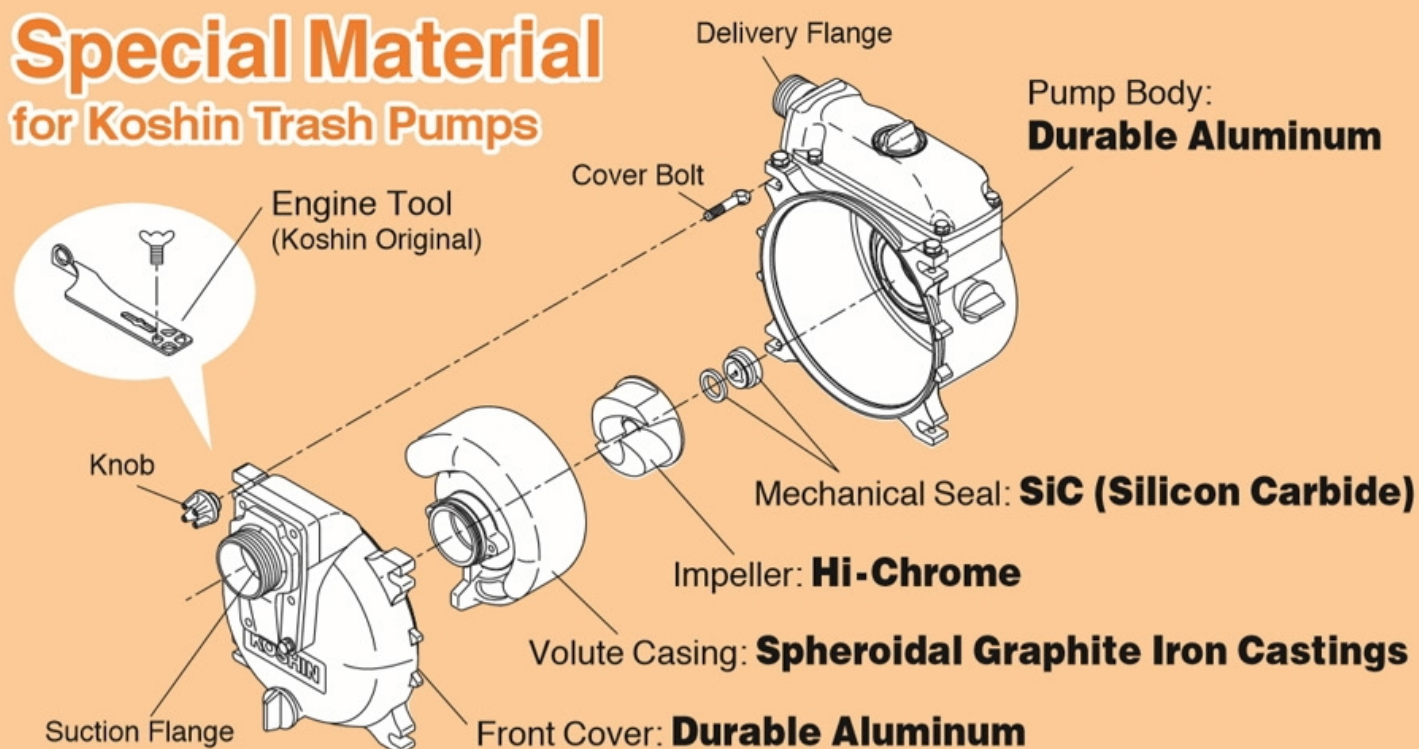
- **Excellent Quality**

Provides powerful performance and long durability with New KOSHIN engine and enhanced pump.

- **Easy maintenance**

Thoughtful flame for easy replacement of carburetor.
You can clear inside of pump by simply removing pump casing with only one tool.

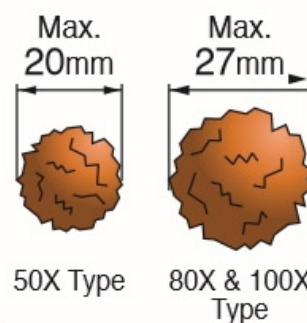
Special Material for Koshin Trash Pumps



Heavy Duty Trash Pumps



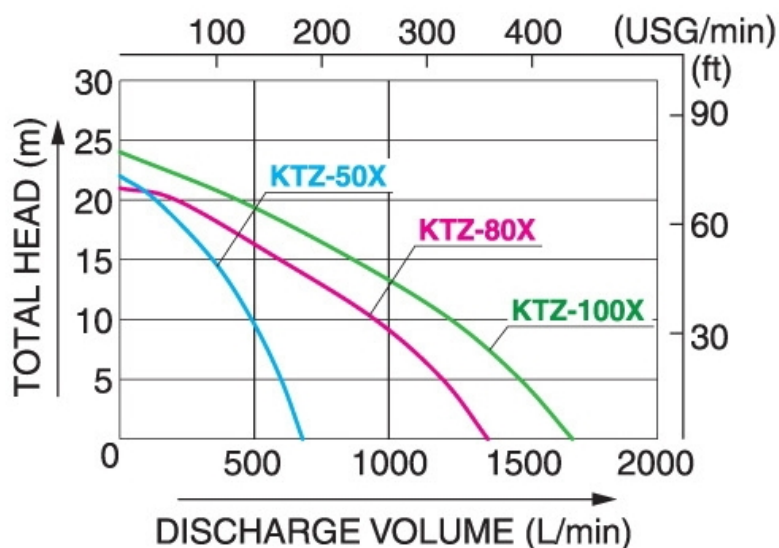
Solid Sizes



Easy & Quick Maintenance



Performance Curve



Model		KTZ-50X
PUMP	Connection Dia	50 mm(2")
	Connection Thread	Outer Pipe Thread BSP or NPT
	Total Head	22m (72 ft)
	Delivery Volume	680 L/min (179 USG/min)
	Max. Suction Lift	8m (26 ft)
	Material for Mechanical Seal	Sic (Silicon Carbide) × Sic
	Material for Impeller	Hi-Chrome
	Material for Volute	FCD450
ENGINE	Type	Forced Air-Cooled 4-stroke Gasoline Engine
	Model	Koshin K180
	Displacement	179cc
	Rated Output	3.1 kW (4.2PS) / 3600 rpm
	Max. Output	3.5 kW (4.8PS) / 3600 rpm
	Fuel	Automotive Unleaded Gasoline
	Fuel Tank Capacity	3.6 L (0.95 USG)
	Continuous Operating Time	Approx. 2.0 hrs
	Starting Method	Recoil Starter
Standard Accessories		1 Strainer, 3 Hose Bands, 1 Engine Tool Set, 1 Multi Tool Wrench (BSP Type: 2 Hose Couplings)
Net Weight		48.1 kg (106.0 lbs)
Gross Weight		54 kg (119 lbs)
Dimensions L×W×H (mm)		703 × 579 × 542
Packing Unit		1