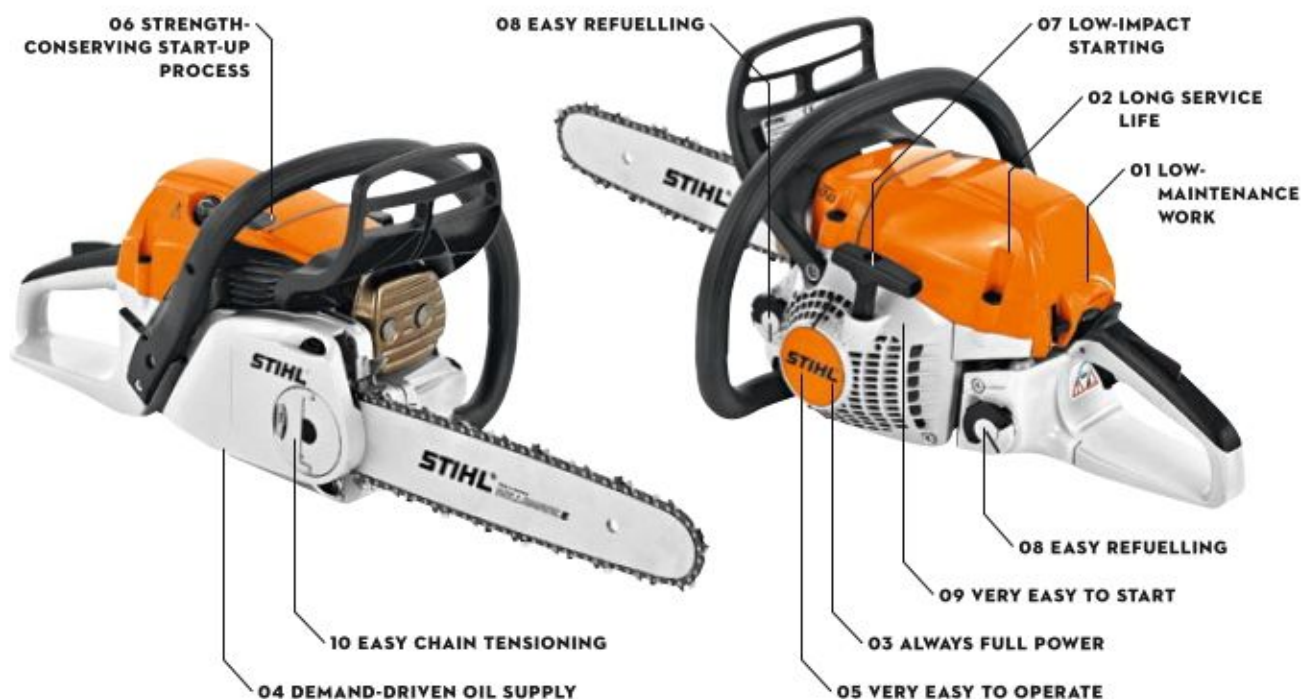




STIHL



CHAINSaws IN DETAIL



TECHNOLOGY

- 01 LONG-LIFE AIR FILTER SYSTEM WITH ROUTING**
Offers a significantly longer filter service life in comparison with traditional air filter systems.
- 02 HD2 FILTER**
Keeps even the finest dust away from the engine, ensuring a particularly long service life. Easy to wash clean.
- 03 STIHL M-TRONIC (M)** **STIHL M-TRONIC** 
For cold starts, all you need is the basic start position on the combi-lever. Makes full throttle possible immediately after starting. Calculates the amount of fuel required and supplies it in line with requirements
- 04 CONTROLLED-DELIVERY OIL PUMP**
Allows the user to select just the right amount of oil for the job at hand.
- 05 STIHL INJECTION (i)** **STIHL INJECTION** 
„i“ stands for the ideal power-to-weight ratio, compact design, and optimum engine performance. Operation is easier than ever. The combi-lever is no longer needed – just press Stop to switch off the device.

CONVENIENCE

- 06 DECOMPRESSION VALVE**
Reduces the starting power needed, making it easier to start the chainsaw.
- 07 STIHL ELASTOSTART**
The special shock absorber grip results in an even start-up process without sudden peaks of power.
- 08 TOOL-FREE FUEL CAP**
Allows the user to open and close the tank cap quickly, easily and without tools.
- 09 STIHL ERGOSTART (E)**
Ensures comfortable and effortless starting, without needing to jerk the cord – the spring between the start-up pulley and the crankshaft does the work during start-up.
- 10 STIHL QUICK CHAIN TENSIONING (B)**
With STIHL Quick Chain Tensioning, it's easy to adjust the saw chain with no need for tools and without coming into contact with the sharp saw chain itself. Just release the sprocket cover and turn the adjusting wheel to set the optimum tension.

PETROL-DRIVEN CHAINSAWS FOR DOMESTIC USERS

- For domestic users and workmen
- Excellent for cutting firewood
- For grounds maintenance
- For felling small trees
- For building with wood.



MS 170

30.1 cm³ • 1.2 kW/1.6 hp • 4.1 kg ^①

Entry-level model for cutting firewood. Easy operation thanks to the combi-lever.

BAR LENGTH	30 cm
ORDER NUMBER	1130 200 0299



MS 210

35.2 cm³ • 1.6 kW/2.2 hp • 4.4 kg ^①

Great for cutting firewood. STIHL anti-vibration system, tool-free fuel cap.

BAR LENGTH	30 cm
ORDER NUMBER	1123 200 0825

BAR LENGTH	35 cm
ORDER NUMBER	1123 011 0796



MS 250

45.4 cm³ • 2.3 kW/3.1 hp • 4.6 kg ^①

Hard-wearing and powerful chainsaw with a great power-to-weight ratio, STIHL anti-vibration system and tool-free fuel caps. Ideal for cutting firewood and building with wood. Good for felling small trees.

BAR LENGTH	30 cm
ORDER NUMBER	1123 200 0568

BAR LENGTH	35 cm
ORDER NUMBER	1123 200 0569



PETROL-DRIVEN CHAINSAWS FOR FORESTRY WORK

- Powerful, sustained and responsive
- Designed to overcome any professional challenge
- For all forestry work: felling, delimbing and cutting to length
- High performance, low weight and superb to work with
- Many models are fitted with M-Tronic as standard



MS 382



72.2 cm³ • 3.9 kW/5.3 hp • 6.2 kg^①

Great for working in low-density and medium-density stands. Side-mounted chain tensioning for safe and easy chain tensioning, tool-free fuel caps for simple and safe refuelling.

BAR LENGTH	50 cm
ORDER NUMBER	1119 200 0257

BAR LENGTH	35 cm^②
ORDER NUMBER	1145 200 0266



MS 651

91.1 cm³ • 5.0 kW/6.8 hp • 7.4 kg^①

High-performance saw for demanding applications in high-density stands. STIHL anti-vibration system, HD2 filter with an excellent filtering effect, controlled-delivery high-performance oil pump for conveying high volumes of oil; roller chain catcher as standard.

BAR LENGTH	45 cm
ORDER NUMBER	1144 200 0240

BAR LENGTH	50 cm
ORDER NUMBER	1144 200 0187

BAR LENGTH	63 cm
ORDER NUMBER	1144 011 3080